

CHAPTER

11

Busbar Systems

Featured Products in this Chapter



- ▶ *The 60-mm Busbar System is a reliable, safe and easy-to-use power distribution solution. The innovative design reduces the amount of wiring and assembly time required to populate a panel and conserves valuable panel space by reducing raceway and bending radius space.*



CHAPTER CONTENTS

Busbar Distribution System

60-mm Busbar Systems

Busbar System Overview.....	1120
MCCB Mounting Reference.....	1121
End Support Kit.....	1122
UL Busbar Support.....	1122
Base Plate.....	1122
Earth/Neutral Busbar Supports.....	1122
End Cover.....	1123
Standard Copper Busbar.....	1123
Standard Copper Busbar, for Double-T and Triple-T busbar sections.....	1123
Busbar Support, for Double-T busbar sections.....	1124
Busbar Support, for Triple-T busbar sections.....	1124
End Cover, for Double-T and Triple-T busbar sections.....	1124
Busbar Cover, for individual busbars (independent of the system).....	1124
Reserve Section Cover, 3-pole.....	1124
System Cover, 3-pole.....	1124
Cover Cap, 3-pole.....	1125
Compartment Section.....	1125
CRITO® ProfiLiner Connection Module.....	1125
Connecting Terminal Plate.....	1125
Connection Set, 3-Pole.....	1126
Universal Conductor Terminal.....	1126
CRITO® ProfiClip, brace terminals.....	1126
Profile Terminal, for Double-T busbar sections.....	1127
Profile Terminal, for Triple-T busbar sections.....	1127
Busbar Connector, for same-size busbars.....	1128
EQUES® EasyConnector, busbar adapter.....	1128

Earth/Neutral Adapter Module, with 6 AWG terminals, top and bottom.....	1128
EQUES® EasyConnector Empty.....	1129
EQUES® Technology Accessories.....	1129
EQUES® PowerConnector, busbar adapter.....	1129
AMBUS® EasyLiner, bus-mounting fuse holder, 3-pole, 3-pole isolation.....	1130
QUADRON® J-Carrier.....	1130
QUADRON® J-Carrier, connection bottom or top.....	1130
Flexible Busbars, Cu tinned, insulated, 2-m long.....	1131
Holders, for laminated busbars (up to 10-mm lamination packs).....	1131
AMBUS® J-Carrier, Class J fuse holder, clip-on mounting, standard model.....	1132
AMBUS® J-Carrier, Class J fuse holder, clip-on mounting, model with light indicator 110-600 VAC/DC.....	1132
QUADRON® J-Carrier, Class J fuse holder, screw-on.....	1133
AMBUS® EasySwitch.....	1133
AMBUS® EasySwitch Class CC.....	1133
Support Spacing and Short Circuit Current Rating (SCCR) Values - HB80508, HB01508.....	1134

60-mm Busbar Systems

Busbar System Overview



Industry Standards

Fuseholders:

UL 512 Listed; File No. E230163
cUL Listed per CSA C22.2 No. 39; File No. E230163

Flexible Busbars:

UL 67 & 891 Component Recognized; File No. E197039
cUL Component Recognized per CSA C22.2 No. 29 & 244; File No. E197039

All Other Busbar Components:

UL 508 Listed; File No. E123577
cUL Listed per CSA C22.2 No. 14; File No. E123577

CSA Certified
CE

Application

Busbar systems distribute power throughout a panel by enabling components to be mounted onto adapters that snap onto three copper bars attached to end supports connected to the back panel. Establishing an electrical connection and mechanically fastening in one step, this design reduces wiring time by up to 40 percent and allows power to be easily distributed to multiple components while being touch-safe rated to IP20. In addition, busbar systems utilize pre-wired adapters and sliding DIN rails, enabling components to be placed closer together while reducing the raceway and bending radius space required. With this arrangement, the 60-mm Busbar System consumes up to 25 percent less panel space than traditional wiring.

- Distributes 3-phase power, up to 690 V, coming from a main breaker or fuse block; can also be used for single-phase or DC power applications
- Convenient solution for delivering power throughout panels containing smaller devices and fed by a 100 A or higher main breaker
- Provides direct mounting solutions for major component manufacturers (ABB, Allen-Bradley, Eaton Cutler-Hammer, General Electric, Merlin Gerlin, Moeller, Siemens ITE, Schneider Square D®)

Drawings can be found on www.hoffmanonline.com

Technical information and support can be found on Wöhner's website at www.woehner.com/en/technics/

Remove the "HB" prefix from Hoffman's catalog numbers to find the comparable Wöhner part numbers.

AMBUS, CRITO, EQUES, J-CARRIER and QUADRON are trademarks of Wöhner GmbH & Co. KG.

Features

- The 60-mm on-center distance of the busbars minimizes the overall footprint, allowing large ampacities to be distributed in a small space
- Ampacity range of 0–2000 A covers most key applications
- Reduces panel wiring time by up to 40 percent versus conventional wiring
- Electrical and mechanical connections are completed in one step
- The design and layout are efficient and can be changed at any time; innovative terminal solutions connect wires directly to the busbar system; no drilling or tapping is required
- Requires up to 25 percent less panel space than conventional wiring by eliminating some raceway and reducing bending radius space
- Provides the highest standard of safety; designed to be touch-safe to IP20
- Snap-together design makes planning, project design and installation easy; fuse bases and fuse switch disconnectors are simply "clicked" onto the busbars
- Application versatility reduces inventory requirements
- Adapts to most cabinets and enclosures; position busbars vertically or horizontally anywhere within grid dimensions for optimum use of space
- Add components easily to extend the panel; number of connections is minimized
- Shielded connections reduce arc flash danger

Specifications

- Busbar is constructed of tinned copper for superior corrosion resistance

Ordering

For assistance with layouts, drawings and specifying a busbar system, contact Hoffman Customer Service at 763 422 2211.

60-mm Busbar Systems

MCCB Mounting Reference

MCCB Mounting Reference **All major manufacturers**

Manufacturer	MCCB Frame	Adapter	UL508A	CSA
ABB	T-max 1	HB32575	*	*
	T-max 2	HB32575	*	*
Allen-Bradley	140-CMN	HB32549	*	*
	140U-H	HB32577	*	*
	140U-J	HB32137	*	*
	140U-L	HB32138	*	*
Eaton Cutler-Hammer	EG-Frame	HB32577	*	*
	H-Frame	HB32577	*	*
	JG-Frame	HB32137	*	*
	K-Frame	HB32138	*	*
General Electric	LG-Frame	HB32138	*	*
	FD160	HB32575	*	*
Merlin Gerin	FD250	HB32156	*	*
	NS80	HB32575	*	*
	NS100	HB32156	*	*
	NS250	HB32156	*	*
	NS400	HB32157	*	*
Moeller	NS630	HB32157	*	*
	NZM1	HB32575	*	*
	NZM2-XKR4	HB32140	*	*
Siemens ITE	NZM3-XKR130	HB32170	*	*
	3VL1	HB32976	*	*
	3VL2	HB32977	*	*
	3VL3	HB32977	*	*
	3VL4	HB32975	*	*
	EG-Frame (NEG-Type), Top connection, for branch circuit protection	HB32577	*	*
	EG-Frame (NEG-Type), Bottom connection, for feeder circuit protection	HB32571	*	*
NGG-Type ^a , Top connection, for branch circuit protection	HB32577	*	*	
NGG-Type ^a , Bottom connection, for feeder circuit protection	HB23571	*	*	
Schneider Square D® (PowerPact)	NGG-Type (up to 80 A), DIN rail mounted	HB32469, HB32963	*	*
Schneider Square D® (PowerPact)	H-Frame	HB32156 ^a	*	*
	J-Frame	HB32156	*	*
	M-Frame	HB32157	*	*
	P-Frame	HB32157	*	*

*Some modification may be required.

60-mm Busbar Systems

End Support Kit



This will be the first part of any system bill of material utilizing rectangular busbar between 12 x 5 - 30 x 10.

Bulletin: HB2

Catalog Number	Description	Qty.	UL508A	CSA
HB80508	Contains 2 busbar supports (HB01508) and 2 end covers (HB01573)	1 kit	•	•

UL Busbar Support




Holds the rigid copper busbars that span the enclosure width or height in place. Systems can be mounted either horizontally or vertically. These supports provide critical bracing against the forces exerted upon the busbar structure in the event of a short circuit condition. While typically mounted to the backpanel of the enclosure, these supports can also be mounted on the frame or support structure of a modular PROLINE® enclosure system. Each support can be adjusted to accommodate all four standard sizes of rigid copper busbar.

Bulletin: HB2

Catalog Number	Description	Qty.	UL508A	CSA
HB01508	For busbars 12, 20, 30 x 5/10, 3-pole with internal screw holes	1	•	•

Base Plate



Serves as an insulator between the current-carrying parts of the busbar structure and adaptor components and the metallic backpanel of the enclosure. This component is required to satisfy UL508A requirements for 2-in. over surface and 1-in. through-the-air arcing distances defined under the UL standard.

Bulletin: HB2

Catalog Number	Description	Qty.	UL508A	CSA
HB01518	For UL Busbar Support HB01508, HB01231, HB01232, 240 x 1100	1	•	•
HB01515	For UL Busbar Support HB01508, HB01231, HB01232, 240 x 700	1	•	•

HB01231 and HB01232 do not require base plate for UL approval.

Earth/Neutral Busbar Supports



These single-pole supports can accommodate all four standard sizes of rigid copper busbar to be used for grounding purposes. When mounted immediately above or below the three-pole support, the 60-mm system spacing is maintained for a 4-pole system.

Bulletin: HB2

Catalog Number	Description	Qty.
HB01601	For busbars 12, 20, 30 x 5/10 1-pole for mounting individually. Includes earth and neutral labels.	1

60-mm Busbar Systems

End Cover



Insulates the ends of the three rigid copper busbars installed in the HB01508 busbar support.

Bulletin: HB2

Catalog Number	Description	Qty.	UL508A	CSA
HB01573	End Cover	2	•	•

Standard Copper Busbar



Manufactured to strict engineering tolerances for the 60-mm busbar system, all busbars are tin-plated copper for superior corrosion resistance in harsh environments.

Bulletin: HB1

Catalog Number	Description (mm)	Length (m)	UL Current		Qty.	UL508A	CSA
			Capacity (max.)	IEC Current Capacity (max.)			
HB0161812	12 x 5	1.2	150 A	250 A	3 bars	•	•
HB01618	12 x 5	2.4	150 A	250 A	3 bars	•	•
HB0162012	20 x 5	1.2	362 A	400 A	3 bars	•	•
HB01620	20 x 5	2.4	362 A	400 A	3 bars	•	•
HB0162212	30 x 5	1.2	500 A	550 A	3 bars	•	•
HB01622	30 x 5	2.4	500 A	550 A	3 bars	•	•
HB0162512	30 x 10	1.2	756 A	800 A	3 bars	•	•
HB01625	30 x 10	2.4	756 A	800 A	3 bars	•	•

Standard Copper Busbar, for Double-T and Triple-T busbar sections



Use in higher-current applications between 756 A and 2,000 A (please contact Hoffman regarding how to achieve 4,000 A). The outer-most section of these symmetrical profile busbars are 30 x 10 mm. All 60-mm system components can be mounted on systems using this busbar structure.

Bulletin: HB1

Catalog Number	Description	Length (m) ^a	Cross section (mm ²)	UL	IEC	Qty.	UL 508A	CSA
				Current Capacity (max.)	Current Capacity (max.)			
HB01609	Double-T busbar section, tin plated	2.4	500	1200 A	1250 A	1	•	•
HB01608	Double-T busbar section, tin plated	2.4	720	1400 A	1600 A	1	•	•
HB01187	Triple-T busbar section, tin plated	2.4	1140	1800 A ^b	2500 A	1	•	•

^aShorter lengths available on request.

^bUp to 2000 A within 800 mm of the power connection for HB01187

Busbar Support, for Double-T busbar sections



This busbar support is suitable for both the 500-mm² and 720-mm² Double-T profiles. Use to fasten the busbars to a backpanel or modular enclosure system structure. The supports also serve as bracing against the forces present during short circuit conditions.

Bulletin: HB2

Catalog Number	Description	Qty.	UL508A	CSA
HB01876	1-pole, without end cover	1	N/A	N/A
HB01231	3-pole, without end cover	2	•	•

60-mm Busbar Systems

Busbar Support, for Triple-T busbar sections



Suitable for the 1140-mm² Triple-T profile. Use to fasten the busbars to a backpanel or modular enclosure system structure. The supports also serve as bracing against the forces present during short circuit conditions.

Bulletin: HB2

Catalog Number	Description	Qty.	UL508A	CSA
HB01232	3-pole, without end cover	2	•	•

End Cover, for Double-T and Triple-T busbar sections



Insulates the ends of three rigid copper busbars installed in the HB01231 and HB01232.

Bulletin: HB2

Catalog Number	Description	Qty.	UL508A	CSA
HB01234	For HB01231 and HB01232	2	•	•

Busbar Cover, for individual busbars (independent of the system)



Plastic cover for standard busbar, 12 x 5 – 30 x 10, as well as double-T and triple-T profile busbars. Provides touchsafe security while covering unused sections of busbar that can be uncovered during future system expansion.

Bulletin: HB2

Catalog Number	Description	Length (m)	Qty.	UL508A	CSA
HB01244	For 12 x 5 mm, 20 x 5 mm, 30 x 5 mm	1	2	•	•
HB01245	For 30 x 10 mm	1	2	•	•
HB01252	For Double-T and Triple-T busbar sections	1	1	•	•

Reserve Section Cover, 3-pole



Use to provide touchsafe protection of all three bars of a 60-mm system. Cover section is sold in 1100-mm lengths and can be cut to length. Mounts on a set of plastic brackets that clip directly to the busbar of your system.

Bulletin: HB2

Catalog Number	Description	Length (mm)	Qty.	UL508A	CSA
HB01025	Cover section. Use only with HB01026.	1100	1	•	•
HB01026	Mount for cover section HB01025	—	2	•	•

System Cover, 3-pole



The combination of these components provides touchsafe protection over connection sets and terminals that mount on the face of the busbar system. System cover provides space underneath to accommodate these mounted components. Components need to be cut to appropriate length.

Bulletin: HB2

Catalog Number	Description	Length (mm)	Qty.	UL508A	CSA
HB01136	Holder set (left and right) for cover sections, 3-pole	—	1	•	•
HB01554	Front cover section, 3-pole. Use only with HB01136	1100	1	•	•
HB01555	Top/bottom cover section. Use only with HB01136 or HB01137	1100	1	•	•

60-mm Busbar Systems

Cover Cap, 3-pole



Can also be used as reserve section cover. Use to cover most connection sets.

Bulletin: HB2

Catalog Number	Description	H x W (mm)	Qty.	UL508A	CSA
HB01539	For 12 - 30 x 5/10, Double-T and Triple-T busbar sections	180 x 200 x 90	1	•	•
HB01596	For 30 x 5/10, Double-T and Triple-T busbar sections	228 x 200 x 90	1	•	•
HB01540	For 12 30 x 5/10, Double-T and Triple-T busbar sections	250 x 200 x 90	1	•	•

Compartment Section



Provides additional depth to system covers and reserve section covers that are mounted on Double-T and Triple-T profile busbars. Sold in 1200-mm sections, they can be cut to length and mounted to the support structure. Provide additional touchsafe protection and prevent personnel from reaching behind the 3-pole covers where they might come in contact with a live component.

Bulletin: HB2

Catalog Number	Description	Length (m)	Depth (mm)	Qty.
HB0123612	For adjusting installation depth in Double-T and Triple-T busbar sections	1.2	48	2
HB0123712	For adjusting installation depth in Double-T and Triple-T busbar sections	1.2	76	2

CRITO® ProfLiner Connection Module



At 20-mm wide, this cage-clamp device is the narrowest connection method available. Use to feed or draw up to 80 A of power. *CRITO ProfLiner is a trademark of Wöhner GmbH & Co. KG.*

Bulletin: HB2

Catalog Number	Description	W x H (mm)	Current		Qty.	UL508A	CSA
			Capacity (max.)				
HB01563	AWG 16-4	20 x 200	80 A		1	•	—

Connecting Terminal Plate



Use to connect round conductors or flat flexible conductors to the busbar system and to feed or draw power to, from or between lengths of busbar. Each terminal plate comes with a cover cap providing finger-safe protection.

Bulletin: HB2

Catalog Number	Description	W x H (mm)	Current		Qty.	UL508A	CSA
			Capacity (max.)				
HB01240	AWG 10 - 1/0, s(r), f, f+AE, Ia, Cu 6 x 9 x 0.8	54 x 200	300 A		1	•	•
HB01243	AWG 2 - 250MCM, s(r), f, f+AE, Ia, Cu 6 / 10 x 15.5 x 0.8	81 x 200	440 A		1	•	•

60-mm Busbar Systems

Connection Set, 3-Pole



Modular design allows phase connections to be spread out along the busbar structure. Each phase conductor can be run parallel from the upstream or downstream device. These connection sets do not come with a cover cap – use Cover Cap or System Cover to gain finger-safe protection.


Bulletin: HB2

Catalog Number	Description	Current Capacity (max.)	Qty.	UL508A	CSA
HB01537	Cu and Al ^a AWG 4/0 - 600MCM, s(r), s(s), f	560 A	1	•	•
HB01538	Flat busbars up to 32 x 20 mm	800 A	1	•	•

^a Not maintenance-free when aluminum conductors are used.

Cover cap for HB01537 and HB01538 is HB01539 when the phase conductors are butted side-by-side (not spaced apart).

Universal Conductor Terminal



Terminals for round American Wire Gauge (AWG) conductor are used to either supply power to or draw power from the busbar system. These parts must match the thickness of the busbar being applied in your system. Cover caps are sold separately. Sold in sets of three terminals.

Bulletin: HB2

Catalog Number	Description	Connection AWG (min.-max.)	Terminal Space H x W	Current Capacity (max.)	Qty.	UL508A	CSA
HB01284	5-mm flat busbars	16-6	7.5 x 7.5 (mm)	180 A	3	•	•
HB01285	5-mm flat busbars	12-2	10.5 x 11 (mm)	270 A	3	•	•
HB01287	5-mm flat busbars	6-2/0	14 x 14 (mm)	400 A	3	•	•
HB01068	5-mm flat busbars	6-250 MCM	17 x 15 (mm)	440 A	3	•	•
HB01289	10-mm flat busbars	16-6	7.5 x 7.5 (mm)	180 A	3	•	•
HB01290	10-mm flat busbars	12-2	10.5 x 11 (mm)	270 A	3	•	•
HB01292	10-mm Double-T and Triple-T busbar sections	6-2/0	14 x 14 (mm)	400 A	3	•	•
HB01203	10-mm Double-T and Triple-T busbar sections	6-250 MCM	17 x 15 (mm)	440 A	3	•	•

Meets UL508A when properly installed.

CRITO® ProfiClip, brace terminals



20 x 5 – 30 x 10, Double-T and Triple-T
 CRITO ProfiClip is a trademark of Wöhner GmbH & Co. KG.

Bulletin: HB2

Catalog Number	Description	Current Capacity (max.)	Qty.	UL508A	CSA
HB01319	For flat busbars up to 30 mm x 20 mm	750 A	3	•	•
HB01318	Cu and Al ^a AWG 3/0 - 350 MCM	500 A	3	•	•
HB01759	For flat busbars up to 32 mm x 20 mm	800 A	3	•	•
HB01760	Cu and Al ^a AWG 3/0 - 350 MCM 600 A	600 A	3	•	•

^a Not maintenance-free when aluminum conductors are used.

Meets UL508A when properly installed.

60-mm Busbar Systems

Profile Terminal, for Double-T busbar sections



Terminals for insulated flat flexible busbar used to either supply power to or draw power from the busbar system. Cover caps are sold separately. Sold in sets of three terminals.

Bulletin: HB2

Catalog Number	Description	Connection Cross Section (sq. mm)	Terminal Space W x H (mm)	Current Capacity (max.)	Qty.	UL508A	CSA
HB01185	For connecting flat busbars and flexible copper busbars	320–800	41 x 20 – 42	1600 A	3	•	•
HB01906	For connecting flat busbars and flexible copper busbars	500–750	51 x 5 – 28	1600 A	3	•	•
HB01907	For connecting flat busbars and flexible copper busbars	600–900	64 x 5 – 28	1600 A	3	•	•
HB01936	For connecting flat busbars and flexible copper busbars	500–1000	51 x 20 – 42	1600 A/2000 A	3	•	•
HB01911	For connecting flat busbars and flexible copper busbars	600–1200	64 x 20 – 42	1600 A/2000 A	3	•	•
HB01934	For connecting flat busbars and flexible copper busbars	800–1600	81 x 20 – 42	1600 A/2500 A	3	•	•
HB01935	For connecting flat busbars and flexible copper busbars	1000–2000	101 x 20 – 42	1600 A/2800 A	3	•	•

HB01936, HB01911, HB01934, HB01935: current capacity for center feeding

Meets UL508A when properly installed.

Profile Terminal, for Triple-T busbar sections



Terminals for insulated flat flexible busbar used to either supply power to or draw power from the busbar system. Cover caps are sold separately. Sold in sets of three terminals.

Bulletin: HB2

Catalog Number	Description	Connection Cross Section (mm)	Terminal Space W x H (mm)	Current Capacity (max.)	Qty.	UL508A	CSA
HB01513	For Triple-T busbar sections	320–860	41 x 23 – 45	1600 A	3	•	•
HB01008	For Triple-T busbar sections	500–1260	64 x 23 – 45	2500 A	3	•	•
HB01186	For Triple-T busbar sections	1200–3600	101 x 23 – 45	3200 A	3	•	•

Meets UL508A when properly installed.

60-mm Busbar Systems

Busbar Connector, for same-size busbars



Use to extend busbar lengths or to install a shipping split in a modular enclosure assembly.

Bulletin: HB2

Catalog Number	Description	Length (mm)	System Spacing (mm)	Current Capacity (max.)	Qty.	UL508A ^a	CSA
HB01166	12 – 20 X 5 / 10	55	5 – 10	630 A	3	—	—
HB01193	12 – 20 X 5 / 10	150	100 – 110	630 A	3	—	—
HB01990	20 – 30 X 5 / 10	40	9 – 20	630 A	3	—	—
HB01823	20 – 30 X 5 / 10	40	13 – 20	630 A	3	—	—
HB01141	20 – 30 X 5 / 10	95	50 – 60	630 A	3	—	—
HB01886	20 – 30 X 5 / 10	150	100 – 110	630 A	3	—	—
HB01827	Double-T Section	50	9 – 20	1600 A	3	—	—
HB01145	Double-T Section	95	50 – 60	1600 A	3	—	—
HB01829	Double-T Section	150	100 – 110	1600 A	3	—	—
HB01274	Triple-T Section	95	50 – 60	2500 A	3	—	—
HB01275	Triple-T Section	150	100 – 110	2500 A	3	—	—

^aPlease contact Hoffman for UL508A solutions.

EQUES® EasyConnector, busbar adapter



DIN rail adapters for components that have symmetrical DIN rail mounting provision. Additional DIN rails can be added to the adapter. *EQUES EasyConnector is a trademark of Wöhner GmbH & Co. KG.*

Bulletin: HB2

Catalog Number	Description	Adapter W x L (mm)	Current	Leads	Qty.	UL508A	CSA
HB32430	1 mounting rail	45 x 200	25 A	12 AWG	1	•	•
HB32431	2 mounting rails	45 x 200	25 A	12 AWG	1	•	•
HB32432	2 mounting rails	90 x 200	25 A	12 AWG	1	•	•
HB32433	2 mounting rails	45 x 260	25 A	12 AWG	1	•	•
HB32436	2 mounting rails	45 x 200	25 A	10 AWG	1	•	•
HB32439	2 mounting rails	45 x 260	25 A	10 AWG	1	•	•
HB32441	1 mounting rail	54 x 200	32 A	10 AWG	1	•	•
HB32442	2 mounting rails	54 x 200	32 A	10 AWG	1	•	•
HB32443	1 mounting rail	63 x 200	32 A	10 AWG	1	•	•
HB32444	1 mounting rail	72 x 200	32 A	10 AWG	1	•	•
HB32446	2 mounting rails	81 x 200	32 A	10 AWG	1	•	•
HB32449	2 mounting rails	54 x 260	32 A	10 AWG	1	•	•
HB32454	1 mounting rail	54 x 200	63 A	8 AWG	1	•	•
HB32455	2 mounting rails	54 x 200	63 A	8 AWG	1	•	•
HB32456	1 mounting rail	63 x 200	63 A	8 AWG	1	•	•
HB32457	1 mounting rail	72 x 200	63 A	8 AWG	1	•	•
HB32459	2 mounting rails	81 x 200	63 A	8 AWG	1	•	•
HB32461	2 mounting rails	54 x 260	63 A	8 AWG	1	•	•
HB32466	1 mounting rail	54 x 200	80 A	6 AWG	1	•	•
HB32467	2 mounting rails	54 x 200	80 A	6 AWG	1	•	•
HB32469	1 mounting rail	72 x 200	80 A	6 AWG	1	•	•
HB32472	2 mounting rails	54 x 260	80 A	6 AWG	1	•	•

Earth/Neutral Adapter Module, with 6 AWG terminals, top and bottom



Earth or neutral terminal connection for the busbar system.

Bulletin: HB2

Catalog Number	Description	Adapter W x L (mm)	Qty.	UL508A	CSA
HB32146	For EEC adapters, connectable on both sides	18 x 260	1	—	—

60-mm Busbar Systems

EQUES® EasyConnector Empty



DIN rail adapters for components that have a 35-mm symmetrical DIN rail mounting provision. Available in 45-mm or 54-mm widths and 200-mm or 260-mm heights with one or two DIN rails. Most commonly used to add width to a powered EQUES EasyConnector for reversing contactor applications or to mount other components that are wider than 81 mm. The side-mounted module adds width to any adapter in 9-mm increments and maintains the IP20 fingersafe design of the busbar system.

EQUES EasyConnector is a trademark of Wöhner GmbH & Co. KG.

Bulletin: HB2

Catalog Number	Description	Adapter		Qty.	UL508A	CSA
		W x L (mm)				
HB32477	Universal	45 x 200		1	•	•
HB32478	Universal	54 x 200		1	•	•
HB32484	Universal	45 x 260		1	•	•
HB32485	Universal	54 x 260		1	•	•
HB32963	Side-mounted module, connectable on both sides	9 x 200		5	—	—

EQUES® Technology Accessories



Additional DIN mounting rails for EQUES EasyConnectors.


Connecting elements are used to fasten adjacent EQUES EasyConnectors, 9-mm extenders and mounting rails.

EQUES EasyConnector is a trademark of Wöhner GmbH & Co. KG.

Bulletin: HB2

Catalog Number	Description	Adapter		Qty.	UL508A	CSA
		Width (mm)				
HB32948	Mounting Rail	54		10	•	•
HB32949	Mounting Rail	63		10	•	•
HB32950	Mounting Rail	72		10	•	•
HB32951	Mounting Rail	81		10	•	•
HB32954	Connecting Element	45		50	•	•

EQUES® PowerConnector, busbar adapter



Adapters configured specifically for many of the industry's leading molded-case circuit breakers. The hole pattern for the mounting screws, pitch and length of the terminal connections are specific to the breaker they are designed to mount.

EQUES PowerConnector is a trademark of Wöhner GmbH & Co. KG.

Bulletin: HB2

Catalog Number	Description	Adapter		Terminal Pitch	Qty.	UL	
		W x L				508A	CSA
HB32571	125 A for Eaton Cutler-Hammer EG & H, bottom feed	90 x 200 mm		23-30 mm	1	•	•
HB32577	125 A for Eaton Cutler-Hammer E G & H	90 x 200 mm		23-30 mm	1	•	•
HB32575	160 A for ABB T-max 1, T-max 2, GE FD160, Merlin Gerin NS80	90 x 200 mm		23-30 mm	1	•	•
HB32549	125 A for Allen-Bradley 140-CMN	90 x 200 mm		23-30 mm	1	•	•
HB32570	160 A for Moeller NZM1	90 x 200 mm		23-30 mm	1	•	•
HB32137	250 A for Allen-Bradley 140 U-J	106 x 192 mm		35-36 mm	1	•	•
HB32156	250 A for Merlin Gerin NS100, NS250, GE FD250	106 x 192 mm		35-36 mm	1	•	•
HB32140	250 A for Moeller NZM2-XKR4	106 x 192 mm		35-36 mm	1	•	•
HB32976	160 A for Siemens 3VL1 UL	106 x 192 mm		35-36 mm	1	•	•
HB32977	250 A for Siemens 3VL2, 3VL3 UL	106 x 192 mm		35-36 mm	1	•	•
HB32138	600 A for Allen-Bradley 140 U-L	140 x 272 mm		43-45 mm	1	•	•
HB32157	570 A for Merlin Gerin NS400, NS630	140 x 272 mm		43-45 mm	1	•	•
HB32170	550 A for Moeller NZM3-XKR130	140 x 272 mm		43-45 mm	1	•	•
HB32975	400 A for Siemens 3VL4	140 x 295 mm		43-45 mm	1	•	•

60-mm Busbar Systems

AMBUS® EasyLiner, bus-mounting fuse holder, 3-pole, 3-pole isolation




Busbar-mounted 3-pole fuse holder for UL recognized midget (10 x 38 mm) and UL Listed Class CC fuses. Holders are offered with or without open fuse indication. In indication units, the LED indicator lamp will glow when the fuse is open. At 27 mm wide, the AMBUS EasyLine is half the width of traditional 3-phase holders of the same class. Indicator units operate at voltages between 110 and 690 V. *AMBUS EasyLiner is a trademark of Wöhner GmbH & Co. KG.*

Bulletin: HB2

Catalog Number	Description	Rated Current/ Rated Voltage	Qty.	UL512	CSA
HB31954	For 10 x 38 mm cylindrical fuses IEC-EN 60 269-2-1	32 A / 690 V	1	•	•
HB31955	For 10 x 38 mm cylindrical fuses IEC-EN 60 269-2-1, with LED	32 A / 690 V	1	•	•
HB31958	For Class CC, cylindrical fuses UL 248-4	30 A / 600 V	1	•	•
HB31959	For Class CC, cylindrical fuses UL 248-4, with LED	30 A / 600 V	1	•	•

QUADRON® J-Carrier



Busbar mounted 3-pole fuse holder for UL Listed Class J 30 and 60 A ferrule size fuses. Holders are offered with or without open fuse indication. In indication units, the LED indicator lamp will glow when the fuse is open. Indicator units operate at voltages between 110 and 600 V. Complete solution on busbar adaptor, 3-pole for all busbars. *QUADRON J-Carrier is a trademark of Wöhner GmbH & Co. KG.*

Bulletin: HB2

Catalog Number	Description (mm)	Width (mm)	Rated Current/ Rated Voltage	Qty.	UL508A	CSA
HB31967	Class J, 21 x 57	108	30 A / 600 V	1	•	•
HB31968	Class J, 21 x 57, with LED	108	30 A / 600 V	1	•	•
HB31969	Class J, 27 x 60	126	60 A / 600 V	1	•	•
HB31970	Class J, 27 x 60, with LED	126	60 A / 600 V	1	•	•

QUADRON® J-Carrier, connection bottom or top



Blade size Class J bus-mounting fuse holders in 100 A, 200 A and 400 A frame sizes. Connection on bottom or top, 3-pole, 30 x 10, Double-T and Triple-T busbar sections.


QUADRON J-Carrier is a trademark of Wöhner GmbH & Co. KG.

Bulletin: HB2

Catalog Number	Description (mm)	Width (mm)	Rated Current/ Rated Voltage	Qty.	UL512	CSA
HB33309	Class J, 29 x 117	184	100 A / 600 V	1	•	•
HB33310	Class J, 41 x 146	210	200 A / 600 V	1	•	•
HB33311	Class J, 54 x 181	256	400 A / 600 V	1	•	•

60-mm Busbar Systems

Flexible Busbars, Cu tinned, insulated, 2-m long



Flat, flexible busbar complements the space-saving nature of the 60-mm busbar system. Unlike traditional round conductors, flexible busbar can be folded and shaped without regard to AWG bending radius issues. Choose connection sets that are designed to accept flexible busbar, or drill the flex for use with a stud connection (on your breaker, VFD, SCR or other system component.)

Bulletin: HB1

Catalog Number	Description (mm)	Rated Current at 75 C	Cross Section (sq. mm)	Qty.
HB01084	6 x 9 x 0.8	210 A	43.2	1
HB01089	4 x 15.5 x 0.8	244 A	49.6	1
HB01090	6 x 15.5 x 0.8	306 A	74.4	1
HB01091	10 x 15.5 x 0.8	411 A	124	1
HB01062	3 x 20 x 1	286 A	60	1
HB01063	6 x 20 x 1	418 A	120	1
HB01064	10 x 20 x 1	560 A	200	1
HB01075	5 x 24 x 1	433 A	120	1
HB01076	10 x 24 x 1	637 A	240	1
HB01095	5 x 32 x 1	540 A	160	1
HB01096	10 x 32 x 1	783 A	320	1
HB01097	5 x 40 x 1	644 A	200	1
HB01099	10 x 40 x 1	922 A	400	1
HB01112	5 x 50 x 1	770 A	250	1
HB01113	10 x 50 x 1	1089 A	500	1
HB01123	10 x 63 x 1	1296 A	630	1

Holder, for laminated busbars (up to 10-mm lamination packs)



Holders fasten to 35-mm symmetrical DIN rail. A set of 4 can be used to hold 3 lengths of flexible busbars in a typical application.

Bulletin: HB2

Catalog Number	Description	Qty.	UL508A	CSA
HB01303	Holder	4	—	—

60-mm Busbar Systems

AMBUS® J-Carrier, Class J fuse holder, clip-on mounting, standard model



DIN Rail mountable fuse holders for 30 and 60 A ferrule size UL Class J fuses. Offered in single pole, 2-pole or 3-pole configurations. Holders meet IP20 touchsafe design standards.

AMBUS J-Carrier is a trademark of Wöhner GmbH & Co. KG.

Bulletin: HB2

Catalog Number	Description (mm)	Type	Rated Current/Rated Voltage	Connection	Width (mm)	Qty.	UL512	CSA
HB31284	21 x 57	1-pole	30 A/600 VAC	0.75 - 50 sq. mm AWG 18-1	36	6	•	•
HB31285	21 x 57	2-pole	30 A/600 VAC	0.75 - 50 sq. mm AWG 18-1	72	3	•	•
HB31287	21 x 57	3-pole	30 A/600 VAC	0.75 - 50 sq. mm AWG 18-1	108	2	—	•
HB31920	27 x 60	1-pole	60 A/600 VAC	2.5 - 50 sq. mm AWG 14-1	40	6	—	•
HB31921	27 x 60	2-pole	60 A/600 VAC	2.5 - 50 sq. mm AWG 14-1	80	3	—	•
HB31922	27 x 60	3-pole	60 A/600 VAC	2.5 - 50 sq. mm AWG 14-1	120	2	—	•

AMBUS® J-Carrier, Class J fuse holder, clip-on mounting, model with light indicator 110-600 VAC/DC



DIN Rail mountable fuse holders for 30 and 60 A ferrule size UL Class J fuses. Offered in single pole, 2-pole or 3-pole configurations with LED open fuse indication. Indicator operates on systems between 110 and 600 V. The LED lamp will glow when the fuse is open (blown). Holders meet IP20 touchsafe design standards.

AMBUS J-Carrier is a trademark of Wöhner GmbH & Co. KG.

Bulletin: HB2

Catalog Number	Description (mm)	Type	Rated Current/Rated Voltage	Connection	Width (mm)	Qty.	UL512	CSA
HB31932	21 x 57	1-pole	30 A/600 VAC	0.75 - 50 sq. mm AWG	36	6	•	•
HB31933	21 x 57	2-pole	30 A/600 VAC	0.75 - 50 sq. mm AWG	72	3	•	•
HB31934	21 x 57	3-pole	30 A/600 VAC	0.75 - 50 sq. mm AWG	108	2	•	•
HB31923	27 x 60	1-pole	60 A/600 VAC	2.5 - 50 sq. mm AWG	40	6	•	•
HB31924	27 x 60	2-pole	60 A/600 VAC	2.5 - 50 sq. mm AWG	80	3	•	•
HB31925	27 x 60	3-pole	60 A/600 VAC	2.5 - 50 sq. mm AWG	120	2	•	•

60-mm Busbar Systems

QUADRON® J-Carrier, Class J fuse holder, screw-on



UL Class J 100 A, 200 A and 400 A panel-mount fuse holders. Clear plastic cover satisfies IP20 touchsafe design standards. The only 3-pole blade size Class J fuse holder in the industry with integral touchsafe cover.

QUADRON J-Carrier is a trademark of Wöhner GmbH & Co. KG.

Bulletin: HB2

Catalog Number	Description (mm)	Type	Rated Current/Rated Voltage	Connection	Width (mm)	Qty.	UL508A	CSA
HB33306	29 x 117	3-pole	100 A/600 VAC	6.0 - 70 sq. mm AWG 10-2/0	184	1	-	-
HB33307	41 x 146	3-pole	200 A/600 VAC	10 - 150 sq. mm AWG 8-300 MCM	210	1	-	-
HB33308	54 x 181	3-pole	200 A/600 VAC	16 - 300 sq. mm AWG 4-600 MCM	256	1	-	-

AMBUS® EasySwitch



DIN Rail mountable fuse holders for UL recognized Midget (10 x 38 mm) dimension cylindrical fuses. Offered in single pole, 2-pole or 3-pole configurations with or without LED open fuse indication. Indicator operates on systems between 110 and 690 V. The LED lamp will glow when the fuse is open (blown). Holders meet IP20 touchsafe design standards.

AMBUS EasySwitch is a trademark of Wöhner GmbH & Co. KG.

Bulletin: HB2

Catalog Number	Description (mm)	Type	Rated Current/Rated Voltage	Connection	Width (mm)	Qty.	UL512	CSA
HB31110	10 x 38	1-pole	32 A/690 VAC, 440 VDC	0.75 - 25 sq. mm AWG 18-4	18	12	-	-
HB31112	10 x 38	2-pole	32 A/690 VAC, 440 VDC	0.75 - 25 sq. mm AWG 18-4	36	6	-	-
HB31113	10 x 38	3-pole	32 A/690 VAC, 440 VDC	0.75 - 25 sq. mm AWG 18-4	54	4	-	-
HB31971	10 x 38	1-pole	1000 VDC	0.75 - 25 sq. mm AWG 18-4	18	10	—	—
HB31130	10 x 38 w/LED	1-pole	32 A/690 VAC, 440 VDC	0.75 - 25 sq. mm AWG 18-4	18	12	-	-
HB31132	10 x 38 w/LED	2-pole	32 A/690 VAC, 440 VDC	0.75 - 25 sq. mm AWG 18-4	36	6	-	-
HB31133	10 x 38 w/LED	3-pole	32 A/690 VAC, 440 VDC	0.75 - 25 sq. mm AWG 18-4	54	4	-	-

AMBUS® EasySwitch Class CC



DIN Rail mountable fuse holders for UL Listed Class CC fuses. Offered in single pole, 2-pole or 3-pole configurations with LED open fuse indication. Indicator operates on systems between 110 and 600 V. The LED lamp will glow when the fuse is open (blown). Holders meet IP20 touchsafe design standards.

AMBUS EasySwitch is a trademark of Wöhner GmbH & Co. KG.

Bulletin: HB2

Catalog Number	Description	Type	Rated Current/Rated Voltage	Connection	Width (mm)	Qty.	UL512	CSA
HB31295	Standard Model	1-pole	30 A/600 VAC	0.75 - 25 sq. mm AWG 18-4	18	12	-	-
HB31296	Standard Model	2-pole	30 A/600 VAC	0.75 - 25 sq. mm AWG 18-4	36	6	-	-
HB31297	Standard Model	3-pole	30 A/600 VAC	0.75 - 25 sq. mm AWG 18-4	54	4	-	-
HB31298	Model with light indicator 110-600 VAC/DC	1-pole	30 A/600 VAC	0.75 - 25 sq. mm AWG 18-4	18	12	-	-
HB31299	Model with light indicator 110-600 VAC/DC	2-pole	30 A/600 VAC	0.75 - 25 sq. mm AWG 18-4	36	6	-	-
HB31300	Model with light indicator 110-600 VAC/DC	3-pole	30 A/600 VAC	0.75 - 25 sq. mm AWG 18-4	54	4	-	-
HB31929	Model with LED 12-72 VAC/DC	1-pole	30 A/600 VAC	0.75 - 25 sq. mm AWG 18-4	18	12	-	-

60-mm Busbar Systems

Support Spacing and Short Circuit Current Rating (SCCR) Values - HB0508, HB01508

Consult Hoffman for HB01231 and HB01232 support spacing and SCCR values.

Circuit Breaker Protected System (Any DIVQ/7)

Busbar, cross section	Max. CB Rating	SCCR	Max. support spacing ^a
480VAC			
HB01618 (12x5 mm)	250 A	65 kA	800 mm ^a
HB01620 (20x5 mm)	400 A	65 kA	800 mm ^a
HB01622 (30x5 mm)	400 A	65 kA	800 mm
HB01622 (30x5 mm)	600 A	50 kA	800 mm
HB01625 (30x10 mm)	400 A	65 kA	800 mm
HB01625 (30x10 mm)	600 A	50 kA	800 mm
600VAC			
HB01618 (12x5 mm)	250 A	25 kA	800 mm
HB01620 (20x5 mm)	400 A	35 kA	800 mm
HB01622 (30x5 mm)	600 A	25 kA	800 mm
HB01625 (30x10 mm)	400 A	35 kA	800 mm
HB01625 (30x10 mm)	600 A	25 kA	800 mm

^aConsideration should be made for mechanical support of the devices mounted to the busbar system.

Fuse Protected System

Busbar, cross section	Max. Fuse Rating	SCCR	Max. support spacing ^a
480VAC			
HB01618 (12x5 mm)	400 A - J, T, RK1	100 kA	800 mm ^a
HB01620 (20x5 mm)	400 A - RK1	100 kA	800 mm ^a
HB01620 (20x5 mm)	500 A - J, T	100 kA	800 mm ^a
HB01622 (30x5 mm)	400 A - RK1	100 kA	800 mm
HB01622 (30x5 mm)	500 A - J, T	100 kA	800 mm
HB01625 (30x10 mm)	400 A - RK1	100 kA	800 mm
HB01625 (30x10 mm)	600 A - J, T	100 kA	800 mm
600VAC			
HB01618 (12x5 mm)	100 A - RK1	100 kA	800 mm ^a
HB01618 (12x5 mm)	175 A - J, T	100 kA	800 mm ^a
HB01620 (20x5 mm)	200 A - RK1	100 kA	800 mm ^a
HB01620 (20x5 mm)	400 A - J, T	100 kA	800 mm ^a
HB01622 (30x5 mm)	400 A - RK1	100 kA	800 mm
HB01622 (30x5 mm)	500 A - J, T	100 kA	800 mm
HB01625 (30x10 mm)	400 A - RK1	100 kA	800 mm
HB01625 (30x10 mm)	450 A - J, T	100 kA	800 mm

^aConsideration should be made for mechanical support of the devices mounted to the busbar system.

Unprotected System

Busbar, cross section	Max. Fuse Rating	SCCR	Max. support spacing ^a
HB01618 (12x5 mm)	150 A, 600 VAC	18 kA	250 mm, 400 mm
HB01620 (20x5 mm)	362 A, 600 VAC	18 kA	250 mm, 400 mm
HB01622 (30x5 mm)	500 A, 600 VAC	22 kA	400 mm
HB01622 (30x5 mm)	500 A, 600 VAC	25 kA	250 mm
HB01625 (30x10 mm)	756 A, 600 VAC	22 kA	400 mm
HB01625 (30x10 mm)	756 A, 600 VAC	25 kA	250 mm

^aConsideration should be made for mechanical support of the devices mounted to the busbar system.



60-mm Busbar Systems

Notes